



AccessPoint™

The Ultimate in Ergonomics,
Flexibility and Long-term value.


AccessPoint™ workstations on wheels provide an ergonomic solution for caregivers, a flexible technology platform for IT and a reliable long-term equipment investment for healthcare facilities.

**ACCESSPOINT™
WORKSTATIONS
ON WHEELS**



AccessPoint™

The AccessPoint™ Series Specifications

Work Surface Height Adjustment Range	914mm - 1219mm (36in - 48in)
Work Surface Area	1723cm ² (267in ²)
Workstation Footprint	425mm x 445mm (16.75in x 17.5in)
Construction	<ul style="list-style-type: none"> • Powder-coated, cast aluminum with Microban® infused antimicrobial protection. • Anodized extruded aluminum column. • Polymer work surface and touch points with Microban® infused antimicrobial protection. 
Casters	Four, single wheel 5" casters: 3 braking, 1 directional/tracking
Power Options AC Powered / DC Powered	<ul style="list-style-type: none"> • LiFe (Lithium-Iron Phosphate) or Li-Nano (Lithium-Iron Nanophosphate) battery options • Can be configured to be powered by direct current (DC), alternating current (AC), or a combination of the two. • Our DC optimized power with selectable voltage delivers 20% greater efficiency than other AC options on the market • Also available as a non-powered cart

KEY BENEFITS



Advanced Li-Nano Technology with 5 Year Warranty



Ergonomic Design Elements



Fan/Fanless Charging Options



Universal & Expandable Tech Tray



Field Upgradeable



Corrosion Resistant Finishes

Maximize your workflow & your investment.

AccessPoint™ workstations stand the test of time with easily configurable options to adjust to your changing clinical and IT requirements.



Single Monitor
Workstation



Laptop
Workstation



Dual Monitor
Workstation



Telehealth
Workstation

Maximum Flexibility

- Reduce downtime and tailor to your changing needs with our field-upgradeable design
- Field-upgradeable options include: BCMA, telehealth, dual monitors, medication management storage

Cleaner by Design

- Our exclusive Microban™ antimicrobial protection is infused into each workstation rather than topically applied, to ensure long-term protection
- Fanless charging mode reduces circulation of dust, debris and other harmful contaminants while creating a quieter environment for your patients
- Advanced polymer construction and proprietary finishes provide corrosion resistance

Designed with the Future in Mind

- Support many technology form factors with our universal tech tray and expandable side bay
- Easily configured technology integration for AC, DC, or both
- Extend the life of your workstations with our battery-only replacement option. Choose a battery chemistry that fits your workflow and budgetary needs, with the ability to upgrade later to a more advanced chemistry

Simplicity for the Long Haul

- A high level of commonality across AccessPoint™ replacement parts and components help simplify the service and maintenance of your entire fleet

Monitor and Manage your investment.

With AccessMonitor™ performance monitoring software, a field upgradeable design and battery only replacement options, you can monitor and manage the performance of your fleet of workstations.



AccessMonitor™

AccessMonitor™ web-based dashboard system delivers access to workstation performance data to streamline fleet management and increase workstation uptime.

- Scalable system design to support anywhere from 1 to over 1,000 workstations with easy-to-use group controls
- Automatic workstation visibility and set-up
- Reporting features include: power usage rates, real-time updates on user & alert management

Expand your delivery of care and evolve your capabilities.

AccessPoint™ workstations can help you achieve your interoperability and telehealth adoption goals with our flexible technology integration and reliable design.



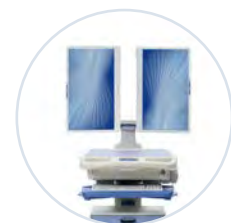
AccessPoint™ Telehealth Workstation on Wheels

- Supports larger monitor formats with dual monitor options available
- One-way and two-way video conferencing technology
- High resolution cameras to review patient condition
- Wireless LAN bridge to enable wireless connectivity



AccessPoint™ Dual Monitor Workstation on Wheels

- Enables remote delivery of specialized care and timely diagnostics
- Monitor arms simultaneously fold inward with one hand to easily fit through doors or tight spaces
- Monitor configuration provides separate viewing access for caregiver and patient
- Mount a video or web camera above the monitor, facing forward; camera travels with the monitor through its entire range of motion
- Front storage options are perfect for critical diagnostic equipment



Ergonomics & Safety go hand-in-hand.

Our workstations are designed to adjust for the caregiver, giving them the ultimate in user comfort, convenience and flexibility.



Ergonomic Design Features

Meets the Cornell University Healthcare Cart Ergonomic Standards 35-point checklist measuring ease of use, safety and effectiveness of the cart.



Fully-Adjustable Display Mount

Raise, lower, tilt, swivel or rotate the monitor to find the ideal viewing angle, including a bifocal friendly angle if needed. Monitor can also be lowered to provide enhanced visibility while traveling room to room.



Antimicrobial Work Surface

Large, adjustable work surface with TouchPoint Medical-exclusive infused MICROBAN® antimicrobial protection.



Capacitive Touch Keypad

Easily manage task lighting, battery level, e-lift control and computer power, even while wearing several pairs of gloves.



Integrated Footrest

Designed for maximum comfort and durability, the integrated footrest helps reduce fatigue and allows nurses to relax in a more ergonomic position throughout the day.



Fully-Adjustable Keyboard Tray


Provides the widest range of ergonomic adjustment:

- 10° of positive tilt
- 20° of negative tilt
- 180° of rotation
- 177mm (7in) of independent height adjustment



Fanless Charging

The quiet fanless charging mode reduces the circulation of dust, debris and other harmful contaminants while quietly recharging your system in 3 hours.



Stability & Flexibility

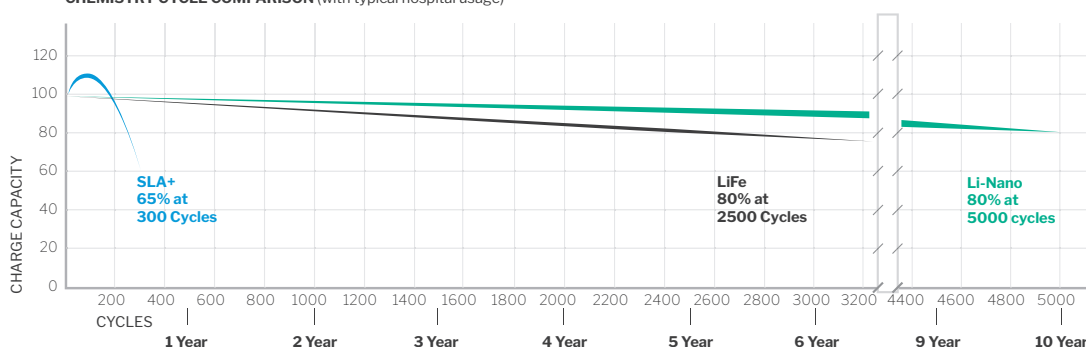
The robust column and cart design provides a stable workstation to accommodate a variety of display, storage and accessory options.

Ensuring Uptime for Caregivers, shift after shift.

Engineered to deliver elite performance & long-term value. Our power system is designed and manufactured to withstand the day-to-day rigors of today's healthcare environment.

Our advanced Li-Nano batteries deliver **2X the life** of typical LiFe batteries so you can focus on delivering care, not on managing your equipment. Plus, its long life and ease of being recycled make it a greener battery choice for healthcare facilities.

CHEMISTRY CYCLE COMPARISON (with typical hospital usage)



- **SLA+** systems degrade almost immediately after initial use.
- **LiFe** provides consistent performance for 2500 cycles.
- **Li-Nano** provides maximum performance for more than 5,000 cycles.

	LiFe Lithium-Ion Phosphate (LiFePO₄)	Li-Nano Lithium-Ion Nanophosphate
Battery Life	2,500+ Cycles	5,000+ Cycles
Battery Runtime (@35watts)	13 Hours*	13 Hours*
Charging Status Indications	Continuous readout on LEDs; BatteryPro software	Continuous readout on LEDs; BatteryPro software
Recharge Time		
Fast Charge (Fan)	2 Hours	2 Hours
Silent Charge (Fanless)	3 Hours	3 Hours
5 Year Replacement	1	0
Battery Capacity	512Wh	512Wh
Input Voltage	100-240 VDC @ 4.5 amps, max	100 - 240 VDC @ 4.5 amps, max
Output Voltage DC	10.5-16V unregulated 12-12V selectable 5-10V selectable	10.5-16V unregulated 12-12V selectable 5-10V selectable
Optional AC	120V, 60Hz, 150W	120V, 60Hz, 150W
Power	150W; 200W peak	150W; 200W peak
Battery Warranty	3 Years	5 Years

*Actual runtime may vary depending on several factors such as technology configuration, battery age, usage pattern and power supply model/battery option. Runtime is based on continuous use using 35 watts.

Everything you need - Accessible and Available.


Our accessories help improve your workflow with effective ways to store, hold, and secure the items you rely on everyday.

Supply Storage & Organization

Effectively manage your supplies with a variety of bins, baskets and drawer options we offer.



Storage Drawers with Lock
AP-AFSUDDCABINET



Storage Basket 254mm (10in)
AP-AL10STORBASKET

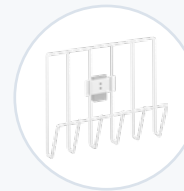


Chart Holder
AP-ALSCHARTH

Peripheral Equipment

Configure your workstations with the necessary equipment for your specific applications.



Signature Pad
AP-SIGNPAD



Barcode Scanners
AP-ASWHHP1902HD



Keyboard, iRocks Backlit
AP-AKBACKLIT

Medication Management

Increase security and accountability of medications all the way to the patients' bedside.



Locking Exchangeable Medication Cassettes



Individual, Patient Specific Locking Medication Storage



Standard Sharps Container Holder
AP-ALSSHARPSH

VESA & Accessory Rail Mounted Solutions


Securely mount your peripherals and supplies with an array of mounting solutions.



VESA Camera Mount
AP-ACAM-VESA



Sharps Container Holder
AP-ALSSHARPH-02



Wipe Holder Kit, Small
AP-AWIPEHOLDER-SM

Ask your TouchPoint Medical Representative about additional accessories to meet your workflow and storage requirements.

Fully Integrated. Fully Confident.

Allow our experts to seamlessly integrate and deploy your new workstations with our UL certified hardware integration solution.



We take equipment from this...

...To this

KEY BENEFITS



Ready to deploy to your team upon arrival



Hardware is ETL Listed and Conforms to UL 60601-1*



2 Year Standard Warranty**



Installation of BatteryPro Monitoring Software



Multi-Vendor Support - One Point of Contact




Provide Your Own Equipment or Purchase Through us

*Our hardware is ETL Listed. Conforms to UL 6061-1. CAN/CSA C22.2 n0.601.1 and IEC/EN 60601-1-1 medical safety standards

**2 Year Standard Warranty on ALL TouchPoint Medical furnished equipment (including computers and peripherals)

Protect Your Investment with our Enhanced Service Program.

Allow our experts to seamlessly integrate and deploy your new workstations with our UL certified hardware integration solution. Choose the plan that is right for you, whether it's focused on minimizing downtime, reducing unplanned maintenance costs or freeing up valuable support personnel.



ADVANCE

Deployment Services

- On-site installation
 - Unpack and integrate and attach accessories
 - Set up wake-on power
 - Install software
 - Perform quality inspection and functionality audit
 - Staging of rollout
- On-site Training
- Per cart pricing, 10 cart minimum



MAINTAIN

Preventative Maintenance

- You choose the number of Preventative Maintenance visits per year.
- Our trained technicians will arrive on site and conduct a comprehensive multi-point inspection which covers the cart, power supply and battery (if applicable)
- After the PM is performed the technician will fill out a form (by serial number) listing which carts passed or failed and what needs to be repaired



ASSURANCE

Extended Warranties

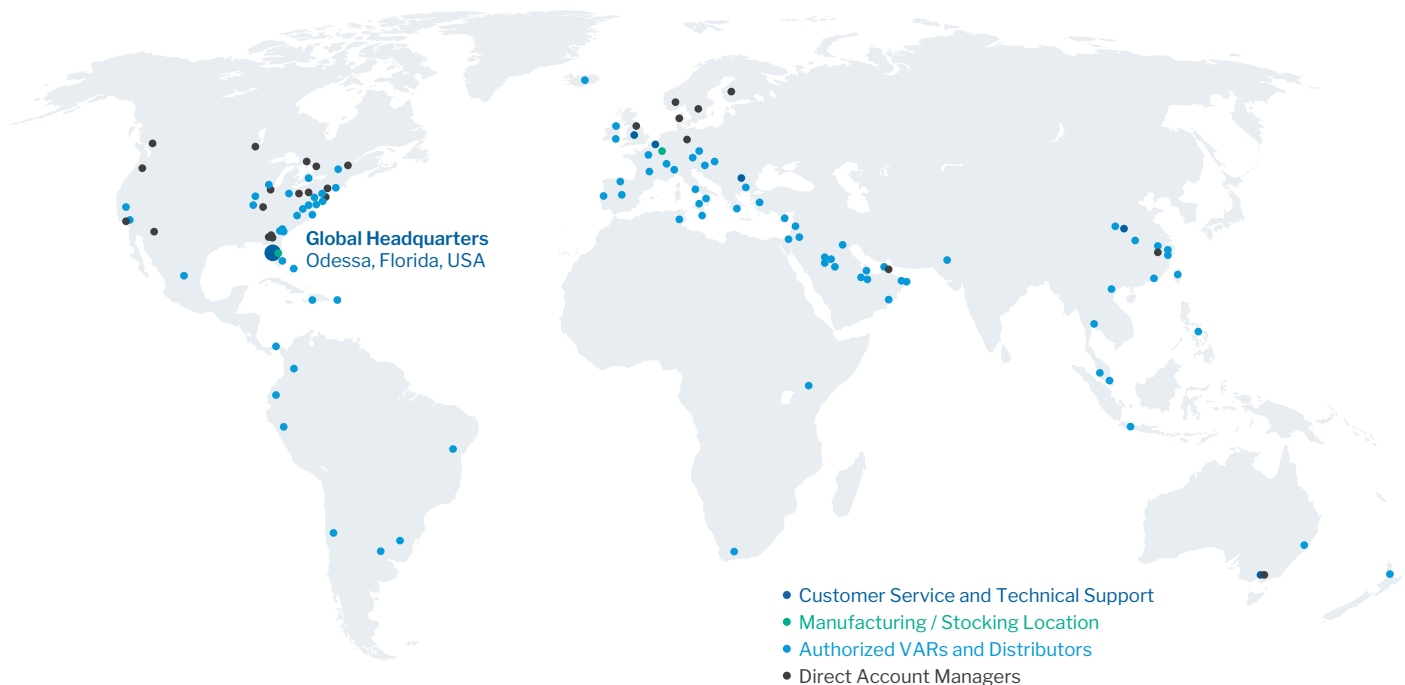
- Choose from:
 - Parts Only coverage
 - On-Site Service (Parts & Labor)
- Available in 3 and 5 year terms
- New or existing carts (up to one year from the date of purchase)
- Additional discount available if purchased at the same time of the cart purchase



Contact your TouchPoint Medical representative to learn more and discuss these service program options. Visit touchpointmed.com/contact to get in touch with your local representative.

A Global Business with a Local Touch

TouchPoint Medical brings a global network of manufacturing, quality, and engineering to the forefront of the medical industry. From quality and performance, to aesthetics and ergonomics, we know small touches make a big difference to our customers. We provide customer-driven medical technology and service solutions to thousands of hospitals and health care facilities around the world.



Global Headquarters & Americas
Customer and Technical
Support Office
Odessa, FL, USA
Tel: (1) 800 947 3901

European Headquarters
Customer and Technical
Support Office
Melsele, Belgium
Tel: (32) 3 568 33 00

**China, Taiwan, Japan,
Korea, Hong Kong**
Customer and Technical
Support Office
Shanghai, China
Tel: (86) 1361 1680 312

United Kingdom
Customer and Technical
Support Office
Rugby, United Kingdom
Tel: (44) (0) 844 576 1247

Middle East / Africa
Customer and Technical
Support Office
Dubai, United Arab Emirates
Tel: (971) 55 5963 092

SE Asia, AUS/NZ
Customer and Technical
Support Office
Victoria, Australia
Tel: (61) 3 9330 5050

**Norway, Sweden,
Denmark, Finland**
Customer and Technical
Support Office
Tranby, Norway
Tel: (47) 31 90 97 60

info@touchpointmed.com · touchpointmed.com

BRINGING CARE FORWARD.™