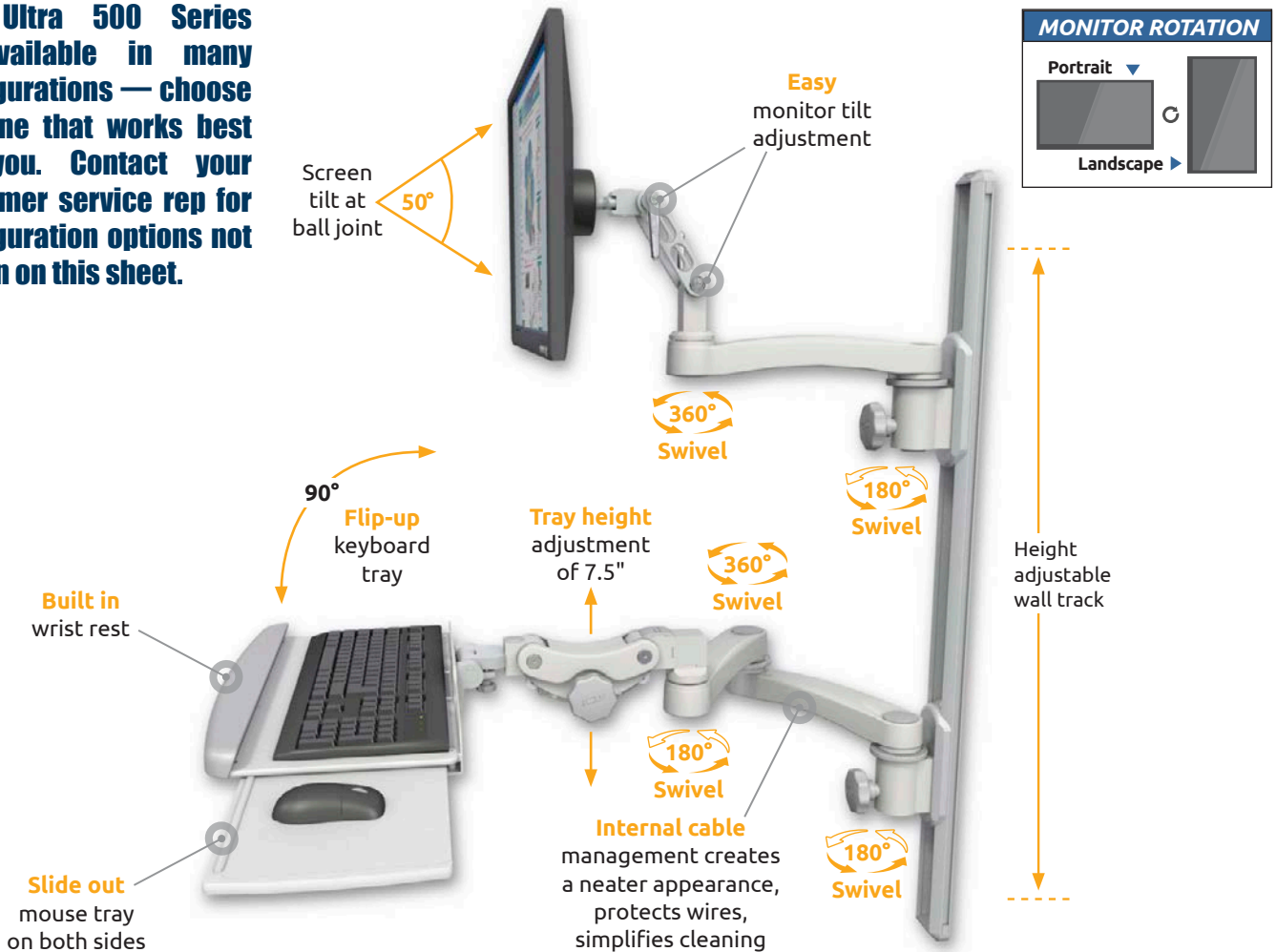


Ultra 500 Wall Track Workstation (UL500-T36D-KPP-A3)

PRODUCT SPECIFICATIONS

The Ultra 500 Series is available in many configurations — choose the one that works best for you. Contact your customer service rep for configuration options not shown on this sheet.



Ultra 500 Wall Track Workstation

Wall track workstation fits into tight spaces and easily adjusts for ergonomic comfort

- The Ultra 500 workstation is an ideal choice for healthcare environments where space is at a premium.
- The ultra-maneuverable LCD and keyboard mounting system fits on a slim wall track, reaches up to 43.5" (110.5 cm) with Paralink keyboard mount and folds to a compact 9.5" (22.9 cm) against the wall with Ultra keyboard mount.
- The keyboard tray has a slide-out mouse tray on both sides and flips up and out of the way when not in use.
- 19", 36" and 50" wall track options
- 6" or 10.5" extension arms available for both keyboard and monitor
- Several fold-up keyboard tray options available

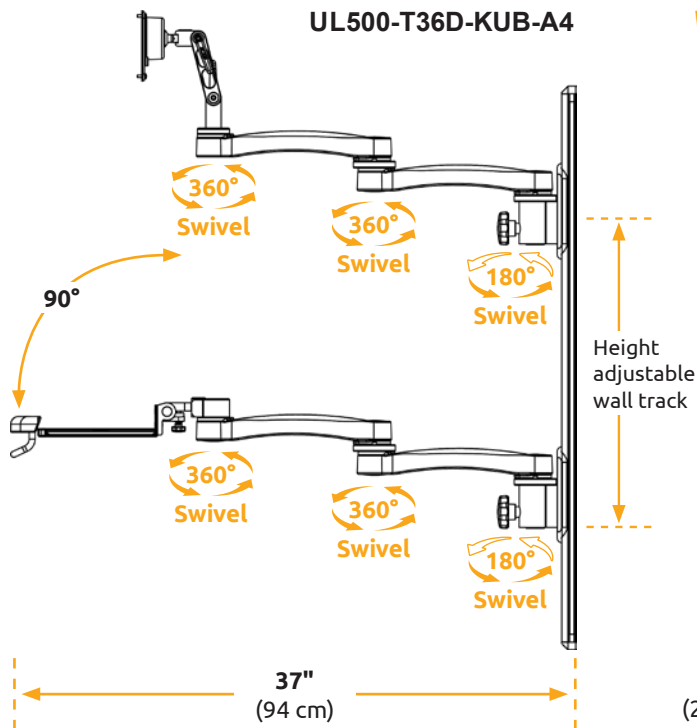
SPECIFICATIONS

Load Capacity with Monitor Only	18 lbs (8.2 kg)
Load Capacity with Monitor and Keyboard	28 lbs (12.7 kg)
Maximum Reach	43.5" (110.5 cm)
Stowed Depth	9.5" (22.5 cm)
Arm Swivel at Mount	180°
Screen Swivel	360°
Screen Tilt	50°
VESA Interface	75 mm and 100 mm

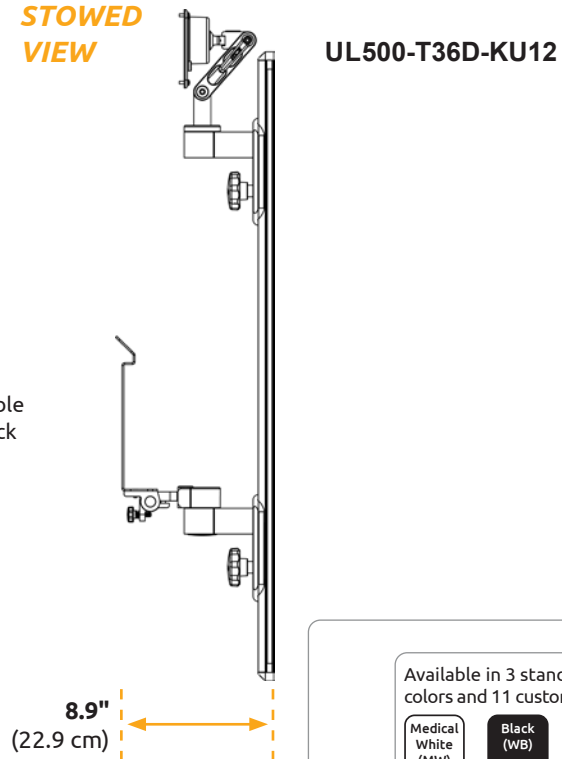
Monitor, keyboard and mouse not included.

DIMENSION DRAWINGS

EXTENDED VIEW



STOWED VIEW



Available in 3 standard colors and 11 custom colors.

Medical White (MW)

Black (WB)

Quartz Gray (QG)

CONFIGURATION OPTIONS

19" WALL TRACK



UL500-T19D-KU12F

- Armless monitor
- Armless keyboard tray

36" WALL TRACK



UL500-T36D-KUB-A4

- Monitor with 2 Ultra arms
- Keyboard tray and 2 Ultra arms

50" WALL TRACK



UL500-T50D-KUP-A2

- Armless monitor
- Keyboard tray and 2 Ultra arms